


Product data sheet

Specifications



Contact block, Harmony XB6, single contact, for head 16mm, silver alloy, faston connector, 1NO

ZB6E1B

Main

Range of product	Harmony XB6
Product or component type	Contact block
Device short name	ZB6
Sale per indivisible quantity	10
Contacts type and composition	1 NO
Contact operation	Slow-break
Contact block type	Single
Connections - terminals	Faston connector
Contacts material	Silver alloy (Ag/Ni)

Complementary

Terminals description ISO n°1	(3-4)NO
Net weight	0.004 kg
Positive opening	With conforming to IEC 60947-5-1 appendix K
Operating travel	2 mm (NO changing electrical state) 3.5 mm (total travel)
Operating force	1.6 N NO changing electrical state
Mechanical durability	5000000 cycles
Short-circuit protection	6 A cartridge fuse type gG
[Ui] rated insulation voltage	250 V (pollution degree 3) conforming to IEC 60947-1
[Uimp] rated impulse withstand voltage	4 kV conforming to IEC 60947-1
[Ie] rated operational current	3 A at 120 V, AC-15, B300 1.5 A at 240 V, AC-15, B300 0.1 A at 250 V, DC-13, R300 0.22 A at 125 V, DC-13, R300
Electrical durability	1000000 cycles, AC-15 at 230 V, operating rate <3600 cyc/h, load factor: 0.5 conforming to IEC 60947-5-1 appendix C 1000000 cycles, DC-13 at 230 V, operating rate <3600 cyc/h, load factor: 0.5 conforming to IEC 60947-5-1 appendix C
Electrical reliability	$\Lambda = 10\exp(-8)$ at 5 V and 1 mA with confidence level of 90 % conforming to IEC 60947-5-4

Environment

Protective treatment	TC
Ambient air temperature for storage	-40...70 °C

Ambient air temperature for operation	-25...70 °C
IP degree of protection	IP20 conforming to IEC 60529
Standards	JIS C 4520 IEC 60947-5-1 CSA C22.2 No 14 JIS C 852 IEC 60947-1 IEC 60947-5-4 UL 508
Product certifications	UL CCC CSA GOST
Vibration resistance	+/- 3 mm (f= 2...500 Hz) conforming to IEC 60068-2-6 5 gn (f= 2...500 Hz) conforming to IEC 60068-2-6
Shock resistance	30 gn (duration = 18 ms) for half sine wave acceleration conforming to IEC 60068-2-27 50 gn (duration = 11 ms) for half sine wave acceleration conforming to IEC 60068-2-27

Packing Units

Unit Type of Package 1	PCE
Number of Units in Package 1	1
Package 1 Height	2.2 cm
Package 1 Width	6.7 cm
Package 1 Length	3.2 cm
Package 1 Weight	2.0 g
Unit Type of Package 2	BB1
Number of Units in Package 2	10
Package 2 Height	2.2 cm
Package 2 Width	3.2 cm
Package 2 Length	6.7 cm
Package 2 Weight	28.0 g
Unit Type of Package 3	S01
Number of Units in Package 3	400
Package 3 Height	15.0 cm
Package 3 Width	15.0 cm
Package 3 Length	40.0 cm
Package 3 Weight	1.296 kg

Contractual warranty

Warranty	18 months
-----------------	-----------



Environmental Data

Schneider Electric aims to achieve Net Zero status by 2050 through supply chain partnerships, lower impact materials, and circularity via our ongoing "Use Better, Use Longer, Use Again" campaign to extend product lifetimes and recyclability.

[Environmental Data explained >](#)

[How we assess product sustainability >](#)

Environmental footprint

Carbon footprint (kg.eq.CO2 per CR, Total Life cycle)	1
---	---

Use Better

Materials and Substances

EU RoHS Directive	Pro-active compliance (Product out of EU RoHS legal scope)
-----------------------------------	--

China RoHS Regulation	China RoHS declaration
-----------------------	--

California proposition 65	"WARNING: This product can expose you to chemicals including: Di-isodecyl phthalate (DIDP), which is known to the State of California to cause birth defects or other reproductive harm. For more information go to www.P65Warnings.ca.gov "
---------------------------	--

Use Again

Repack and remanufacture

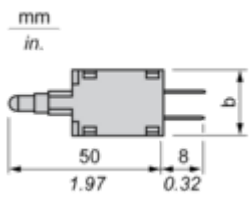
WEEE	 The product must be disposed on European Union markets following specific waste collection and never end up in rubbish bins
------	---

Take-back	No
-----------	----

Dimensions Drawings

Body for Pilot Light

Dimensions



b 13.5 mm/0.53 in.

Technical Illustration

Dimensions

mm
in.

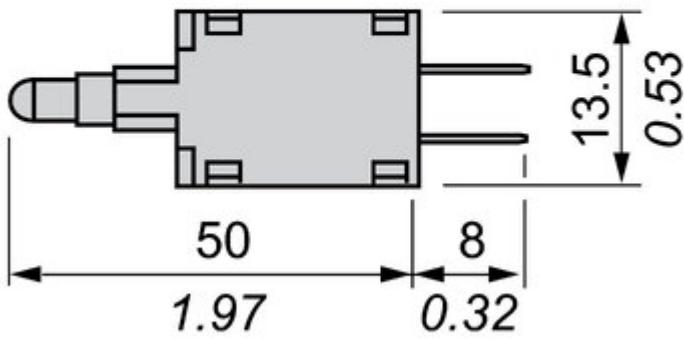


Image of product / Alternate images

Alternative

