

Product data sheet

Specifications



Complete illuminated push button, Easy Harmony XA2, plastic, flush, amber, 22mm, spring return, 220V AC, 1NO

XA2EW35M1

Main

Range of product	Easy Harmony XA2
Product or component type	Complete illuminated push-button
Device short name	XA2
Bezel material	Plastic
Mounting diameter	22.5 mm

Complementary

Sale per indivisible quantity	1
Protective treatment	TC
Operating position	Any position
Fixing center	>= 30 x 40 mm (panel) - thickness: 1...5 mm
Fixing mode	Fixing nut recommended torque: 2.2 N.m (Us +/- 10 %)
Shape of signaling unit head	Round
Type of operator	spring return
Operator profile	Amber flush
Contacts type and composition	1 NO
Contact operation	Slow-break
Mechanical durability	1500000 cycles
Connections - terminals	Screw clamp terminals, clamping capacity: 2 x 1.5 mm ² Screw clamp terminals, clamping capacity: 1 x 2.5 mm ² Faston terminals, connection size: 6.3 mm Screw clamp terminals, clamping capacity: 1 x 0.5 mm ²
Tightening torque	0.8 N.m
Short-circuit protection	10 A gL fuse conforming to IEC 60269-1
[Ith] conventional free air thermal current	10 A
[UI] rated insulation voltage	600 V conforming to IEC 60947-4-1
[Uimp] rated impulse withstand voltage	6 kV conforming to IEC 60947-1
[Ie] rated operational current	0.27 A at 250 V, DC-13, Q600 3 A at 240 V, AC-15, A600
Electrical durability	500000 cycles, DC-13, 0.2 A at 110 V, operating rate <60 cyc/mn, load factor: 0.5 conforming to IEC 60947-5-4 500000 cycles, DC-13, 3 A at 230 V, operating rate <60 cyc/mn, load factor: 0.5 conforming to IEC 60947-5-4
Signalling type	Steady

Light source	LED
Bulb base	BA 9s
[Us] rated supply voltage	220 V AC 50/60 Hz
Supply voltage limits	176...242 V AC
Current consumption	< 20 mA
Service life	10000 h
Width	30 mm
Height	42 mm
Depth	79.5 mm
Net weight	0.064 kg
Cap/operator or lens colour	Yellow
Type of operator	Spring return
[Us] rated supply voltage	220...230 V

Environment

Ambient air temperature for storage	-40...70 °C
Ambient air temperature for operation	-25...55 °C
Overvoltage category	Class I conforming to IEC 536
IP degree of protection	IP65
IK degree of protection	IK03 conforming to IEC 60529
Standards	IEC 60947-5-1 GB 14048.5 IEC 60947-1 GB 14048.1
Product certifications	CE CCC
Vibration resistance	10 gn (f= 40...500 Hz) conforming to IEC 60068-2-6
Shock resistance	70 gn (duration = 11 ms) for half sine wave acceleration conforming to IEC 60068-2-27

Packing Units

Unit Type of Package 1	PCE
Number of Units in Package 1	1
Package 1 Height	4 cm
Package 1 Width	11 cm
Package 1 Length	16 cm
Package 1 Weight	60 g
Unit Type of Package 2	S02
Number of Units in Package 2	70
Package 2 Height	15 cm
Package 2 Width	30 cm
Package 2 Length	40 cm
Package 2 Weight	4.3 kg

Unit Type of Package 3	P06
Number of Units in Package 3	1120
Package 3 Height	75 cm
Package 3 Width	60 cm
Package 3 Length	80 cm
Package 3 Weight	73.8 kg

Environmental Data

Schneider Electric aims to achieve Net Zero status by 2050 through supply chain partnerships, lower impact materials, and circularity via our ongoing "Use Better, Use Longer, Use Again" campaign to extend product lifetimes and recyclability.

[Environmental Data explained >](#)

[How we assess product sustainability >](#)

Environmental footprint

Carbon footprint (kg.eq.CO2 per CR, Total Life cycle) 4

Environmental Disclosure [Product Environmental Profile](#)

Use Better

Materials and Substances

[EU RoHS Directive](#) Pro-active compliance (Product out of EU RoHS legal scope)

REACH Regulation [REACH Declaration](#)

China RoHS Regulation [China RoHS declaration](#)

California proposition 65 **WARNING: This product can expose you to chemicals including: Lead and lead compounds, which is known to the State of California to cause cancer and birth defects or other reproductive harm. For more information go to www.P65Warnings.ca.gov**

Use Again

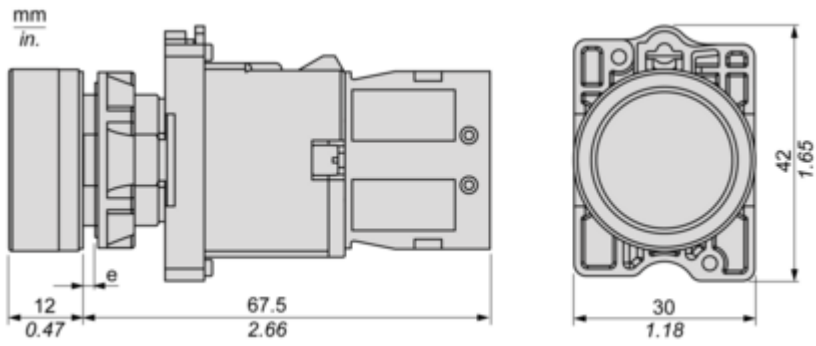
Repack and remanufacture

Circularity Profile [End of Life Information](#)

Take-back No

Dimensions Drawings

Dimensions

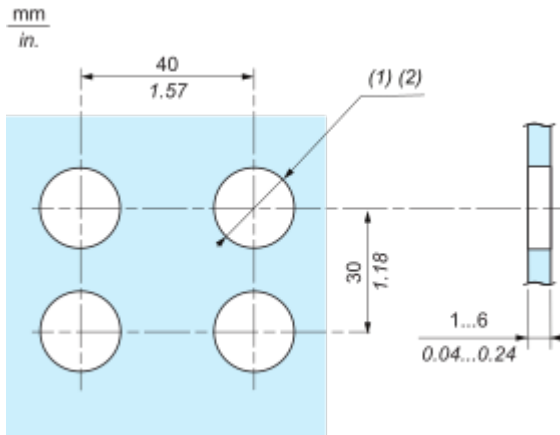


(e) Clamping thickness: 1 to 6 mm / 0.04 to 0.24 in.

Mounting and Clearance

Panel Cut-Out for Pushbuttons, Switches and Pilot Lights (Finished Holes, Ready for Installation)

Connection by Screw Clamp Terminals

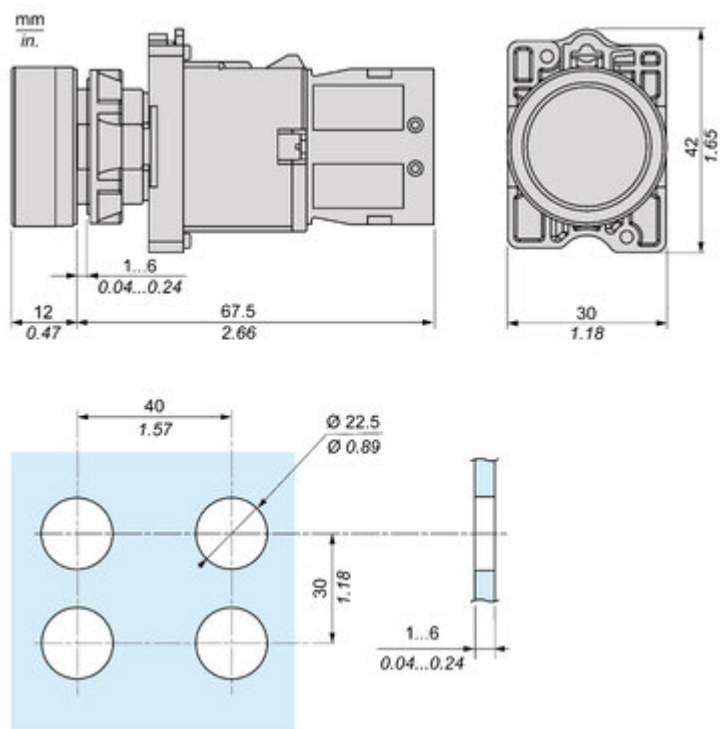


(1) Diameter on finished panel or support

(2) $\varnothing 22.5 \text{ mm} / 0.89 \text{ in. recommended } (\varnothing 22.3 \text{ mm}_0^{+0.4} / 0.88 \text{ in. }_0^{+0.016})$

Technical Illustration

Dimensions



Offer Marketing Illustration

Product benefits / Features

Technical Benefits

Easy Harmony XA2



Offer Marketing Illustration

Product benefits / Features

Features
Easy Harmony XA2

-  Cost effective plastic pushbuttons with metallic-look ring
-  Full function solution fit to customer needs
-  Modular design allows flexible and simple setup for complete products
-  Strong robustness and harsh environment protection
-  Wide availability throughout an extensive distribution network



Image of product / Alternate images

Alternative





